

1000 BOOKS BEFORE KINDERGARTEN







HOW TO USE READSQUARED

BY COMPUTER:

- Go online to <http://colliervillelibrary.readsquared.com/>
- Click on “Register” in the top right-hand corner or on “Register Now” in the side toolbar under the login boxes
- Complete the registration by following the prompts
- Log books read by clicking on “Log Reading” and following the prompts
- You will receive notifications of any prizes you have earned through popups in the software and by email
- You can also change your avatar, view and complete missions, and more!

BY MOBILE DEVICE:

- Go to your device’s app store and search for “READSsquared”
- Open the app and type “Collierville Burch Library, TN” into the search bar
- Click on “Register”
- Complete the registration by following the prompts.
- Log books read by clicking on pencil icon and following the prompts
- You will receive notifications of any prizes you have earned through popups in the software and by email
- You can also change your avatar, view and complete missions, and more!
- Depending on the size of your screen, the different functions will either be written out or simply show a picture:

 Log Reading	 Review Book	 Logging History
 Missions	 Reading Lists	 Dashboard