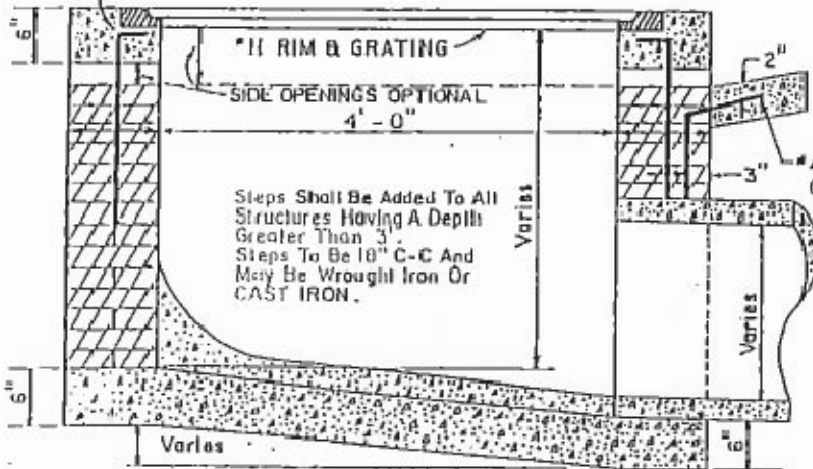


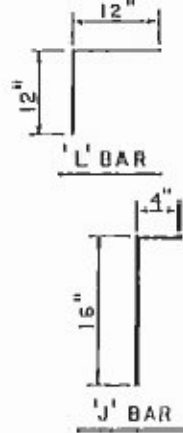
#6 'J' Bars @ Each Corner



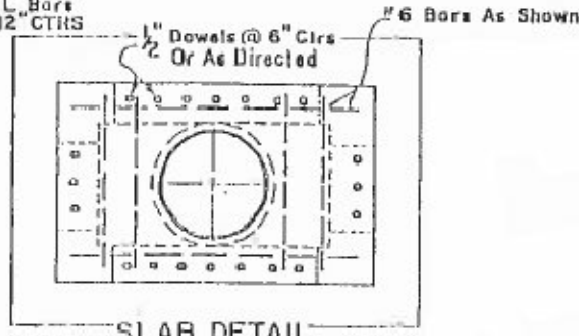
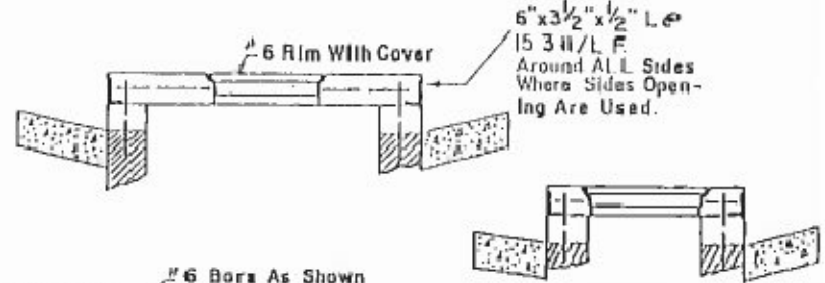
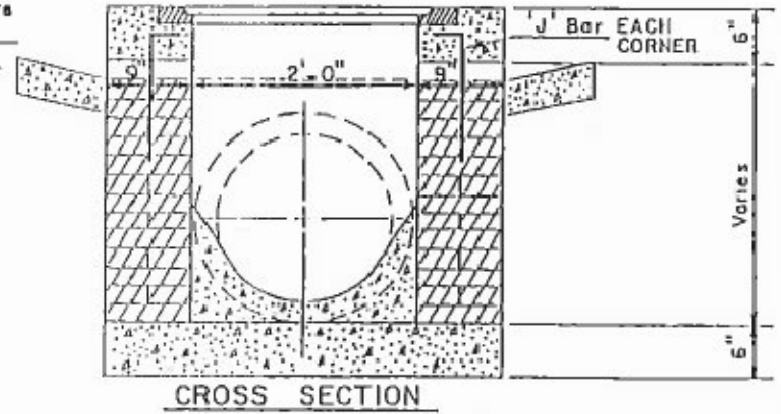
LONGITUDINAL SECTION

NOTE Side Openings To Be Optional As Directed, Side Openings To Be Min. 6" High. Slab Or Grating To Be Optional.

4" Thick & 2'-0" Wide Conc. Apron Continuous All Sides Where Drain Openings Are Used.



NOTE: INSTALL 1" Ø PLAIN BARS ACROSS ALL SIDE OPENINGS OVER 6" HIGH.



#6 RIM & COVER

REVISION		
ITEM NO.	DESCRIPTION OF CHANGE	APPROVAL DATE

TOWN OF COLLIERVILLE  
SPECIAL #S-11 INLET

TOC-210